


tzumi Bluetooth
SpectraSound™
 Listen in Color

WIRELESS
LED Speaker



User Guide

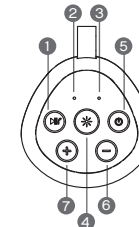
Experience music like never before with the SpectraSound Portable LED Speaker. Rechargeable and Bluetooth enabled, it features a 6-mode color changing LED display to enhance your listening experience. Attractive, rubberized casing and resonant sound quality will make this fun little speaker an instant hit wherever you go!

6 Mode Color Changing Full Spectrum LED Display

- Powerful Bass** 40mm Speaker Driver delivers crisp sound quality with powerful bass.
- Built In Microphone** Answer incoming phone calls with a push of a button.
- Line Out** 3.5mm auxiliary input for connecting to non-Bluetooth devices [cable included].

PRODUCT OVERVIEW

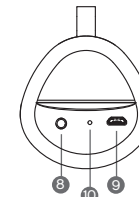
1. Play/Pause/Answer/Refuse
2. Indicator light
3. MIC
4. LED set
5. ON/OFF
6. Volume -/Previous
7. Volume +/Next
8. AUX
9. Micro USB port
10. Reset



Micro USB Cable



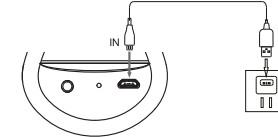
AUX Cable



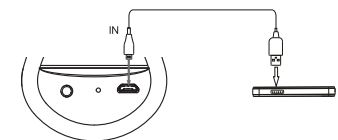
CHARGING YOUR LED SPEAKER

The battery must be fully charged prior to use. It takes approximately 3 hours to fully charge your LED Speaker (from depleted unit).
 Red light ON - unit charging
 Light OFF - unit fully charged

A Via AC Adapter/Wall Charger: Using the provided Micro USB cable, connect your Speaker (Micro USB port) to the AC Adapter (USB port).



B Via Computer: Using the provided Micro USB cable, connect your Speaker (Micro USB port) to the computer/laptop (USB port).



over

PAIRING THE LED SPEAKER TO BLUETOOTH DEVICE

Make sure the Bluetooth function is available on your cell phone. Specific pairing procedures will be different depending on different cell phone. For detailed information, please refer to your cell phone's User Guide.

- If no device connection is made within 10 minutes of the LED Speaker being switched on, the LED Speaker will automatically be switched off to save power.
 - After a successful pairing, devices will memorize each other. Therefore, no pairing will be needed next time.
1. Keep the distance between the cell phone and the LED Speaker within 3 feet (for pairing only).
 2. Turn on the LED Speaker by pressing and holding the Power Button for 3 seconds.
 3. The voice prompt will sound and the color of the LED light will slowly change. This means your unit is on and is Bluetooth discoverable by your mobile device.
 4. Activate the Bluetooth function of the cell phone to search for the Bluetooth devices. After finishing the search, select "Spectra Sound" in the device list displayed. Once pairing is successful the color of the LED light will slowly change.
 5. Your SpectraSound LED Speaker is ready for use.

LED SPEAKER CONTROLS

ON/OFF

Press and hold button for 3 seconds to turn the unit ON. Press and hold the button again to turn it OFF. The unit will turn itself off if inactive for 10 minutes.

MUSIC

Go to next song
 Press Button.
Go to previous song
 Press Button.

PLAY/PAUSE/ANSWER/REFUSE THE CALL

Press button to answer the call, press it again to hang up. Press and hold button to refuse the call. Double press button to call back the last number. To hang up the call press it again.

TO RESET UNIT

Press the Reset Button to reset the LED Speaker to its original setting.


VOLUME

During a call or when listening to music.
Volume +
 Press and hold Button.
Volume -
 Press and hold Button.

LED LIGHTS

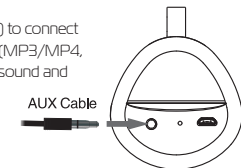
Press and hold button to turn ON the LED lights (from OFF position).
 Press button to set the LED mode.
 Press and hold button to turn OFF the LED lights. LED lights will turn off if inactive for 10 seconds.

6 Mode Color Changing LED Speaker



AUX MODE

Use the 3.5mm audio cable (included) to connect the LED Speaker to an audio source (MP3/MP4, mobile phone, computer). A tone will sound and the color of the LED lights will slowly change. The speaker will play the music from the audio source.



IMPORTANT SAFEGUARDS

- Keep speaker away from any source of heat.
- Always adjust the speaker volume to a suitable level to avoid hearing damage or the damage to the unit.
- If not using the speaker for a long period of time, keep the internal battery charged (charge once every 3 months). This will extend the life of your lithium battery.

SPECIFICATIONS

Speakers: D40mm x 19.5mm (130-20KHz) with bass paper
Lithium Polymer Battery: 1200mAh (DCSV)
Bluetooth version: 2.1+EDR
Distance: 33 ft (10m)
Charging time: approx. 3 hrs
Playing time: approx. 5 hrs



TZUMI® SpectraSound LED Speaker Distributed by TZUMI® INC. NY, NY 10016
 ©Copyright 2015 TZUMI® All Rights Reserved. Made In China.
 The Bluetooth trademarks are owned by Bluetooth SIG, Inc. Other trademarks and trade names in this document are those of their respective owners.
 © 2015 Bluetooth SIG, Inc. Subject to change without prior notice.