

# TZUMI

# POCKET JUICE

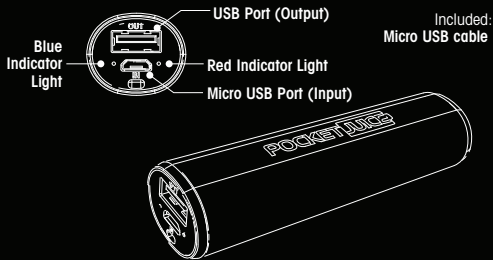
## PJ 2000

TZUMI® Pocket Juice Charger 2000 mAh  
Distributed by TZUMI® INC. NY, NY, 10016  
©Copyright 2015 TZUMI® All Rights Reserved. Made In China.

Please read the manual in its entirety before using the device.

### PRODUCT SPECIFICATIONS

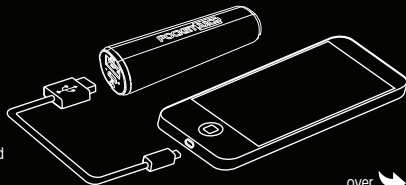
Battery Capacity	2000 mAh
Type	Lithium
Input/Output	5 V/1A



### CHARGING YOUR PHONE OR OTHER PORTABLE DEVICE

**NOTE:** For best performance, make sure that the Pocket Juice Charger is fully charged. Refer to opposite page for charging instructions.

1. Insert one end of the included **Micro USB cable** or the **original cable** that came with your device into the phone. Insert the other end into the Pocket Juice Charger.
2. The charging will begin automatically. The blue Indicator Light will illuminate and the red Indicator Light will flash. Charging time will depend on the type of device. Your device will display the charging progress.
3. When charging is complete, disconnect.



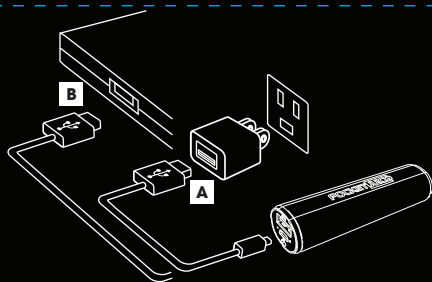
over

## CHARGING YOUR POCKET JUICE CHARGER

**NOTE:** Your Pocket Juice Charger comes pre-charged. Depending on a few factors, some of the battery might have discharged during transit.

**A** **Via AC Adapter/Wall Charger:** Using the provided Micro USB cable, connect your Power Bank (Micro USB port) to the AC Adapter (USB port).

**B** **Via Computer:** Using the provided Micro USB cable, connect your Power Bank (Micro USB port) to the computer/laptop (USB port).



It takes approximately 3-4 hours to fully charge your Pocket Juice Charger (from depleted unit). Once the charging is in progress, the Indicator Light will flash red.

When the charging is complete, the Indicator Light will turn off.

**NOTE:** Once fully charged, the Pocket Juice Charger is able to re-charge most smartphones 2 times depending on the battery capacity of the cell phone and the condition/age of the cell phone battery.

## IMPORTANT SAFEGUARDS

- Do not use this unit for anything other than its intended use.
- Keep the unit away from heat source, direct sunlight, humidity, water or any other liquid.
- Do not expose the device to extremely high or low temperatures, as it may damage the battery.
- Do not operate the unit if it has been wet or moist to prevent against electric shock and/or injury to yourself and damage to the unit.
- Do not use the unit if it has been dropped or damaged in any way.

- Repairs to electrical equipment should only be performed by a qualified electrician. Improper repairs may place the user at serious risk.
- Keep the unit out of reach of children.
- This unit is not a toy.

### BATTERY DISPOSAL:

This product contains a lithium battery. Lithium batteries are environmentally safe when fully discharged. Please refer to your local and state laws for battery disposal procedures.