

PRO/fit™

FITNESS ACTIVITY TRACKER



TZUMI™

Pro-Fit™ Fitness Activity Tracker by TZUMI™ Distributed by TZUMI™ INC. NY, NY, 10016 ©Copyright 2014 TZUMI™ All Rights Reserved. Made In China.

Apple, the Apple logo, iPhone, iPad and iPod touch are trademarks of Apple Inc., registered in the U.S. and other countries. App Store is a service mark of Apple Inc. Android is a trademark of Google Inc. Bluetooth is a trademark of Bluetooth SIG Inc. Pro-Fit™ IS NOT A MEDICAL DEVICE and should not be used to diagnose or treat any medical condition. Consult your physician for prevention, diagnosis and treatment. Consult your physician before starting an exercise program. Refer to the user guide. Subject to change without prior notice.

Activity Tracking

View your steps, calories and distance stats by gently tapping on the screen of the unit.

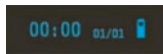
Sleep Tracking

Insert the PRO-fit™ Fitness Activity Tracker into the adjustable wristband. Wear the wristband during sleep.

To start tracking your sleep, press and hold the screen for 3 seconds until you see a blinking bed icon on the display. Tap the screen once to enter the Sleep Mode. A small crescent icon will display on the screen.


When you awake, press and hold the screen for 3 seconds. The bed icon will be displayed again with the arrow next to it. Tap the screen again to end sleep tracking and resume activity tracking.

Tap the screen once to turn the unit ON. The screen will display **Time, Battery level and Bluetooth status.**



Tap screen to switch between functions (shown in order):

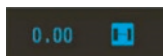
Steps, walking and running (blinking icon indicates running)



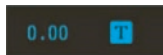
Calories burned



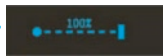
Distance




Activity time (in hrs)



Daily goal (%)



Sleep Mode (Press and hold the screen for 3 seconds; then tap once)



User Guide

PRO/fit™

FITNESS ACTIVITY TRACKER


Welcome to a fit lifestyle.



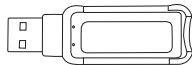
1. Welcome to PRO-fit™

To get started, first follow these simple “steps”. PRO-fit™ Fitness Activity Tracker helps to keep track of your steps, distance traveled, calories burned and sleep/wake time. The PRO-fit™ App features personalized tools to help manage your goals towards a healthier lifestyle.

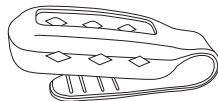
Package includes:



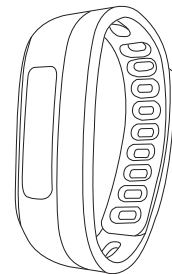
PRO-fit™ main unit



Charging cradle



Belt clip

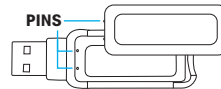


Adjustable wristband

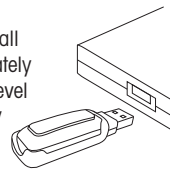
2. Charging your PRO-fit™

Your PRO-fit™ Fitness Activity Tracker contains a built-in rechargeable battery.

1. To charge the battery, insert the unit into the Charging Cradle. Make sure to align the metal pins as shown on right.



2. Next, insert the Charging Cradle into your computer's USB port or wall USB charger. Charge for approximately 2 hours before first use. A battery level indicator will appear on the display screen. A fully charged battery will last approximately 5–7 days.



3. Download the PRO-fit™ app

Download the PRO-fit™ App.

iOS Compatibility: Requires iOS 7.0 or later. Made for iPhone® 4S, iPhone 5, iPhone 5c, iPhone 5s, iPad® 3, iPad 4, iPad Air, iPad Mini, iPod® touch (3rd, 4th, and 5th generation). This app is optimized for iPhone 5.

Android™ Compatibility: Requires Android 4.3 or later. Made for Samsung® Galaxy™ S3, S3 Mini, S4, S4 Mini, S4 Active, Samsung Galaxy Note™ II, III, 10.1, Nexus™ 4, 5 and Nexus 7™.

Use PRO-fit™ App to access the following features:

- **Settings Monitor:** To set your personal info like gender, height, weight, stride length, age and personal goal
- **Activity Monitor:** Check your activity progress like steps, calories, distance, activity time and daily goal
- **Sleep Monitor:** Check how many hours you sleep and how many hours are needed for effective sleeping
- **Progress:** Check the history activity data and make comparisons to help yourself improve



4. Syncing via Bluetooth

uses Bluetooth 4.0 technology

Turn on Bluetooth on your iOS device or Android, open the app, and follow the on-screen instructions for first-time connection. The Tracker will automatically connect to your mobile device each time you open the app.

In a scenario where you have to fully recharge the battery (after its power have been completely drained), you have to reestablish the Bluetooth connection.

Data Syncing

To sync your activity and sleep stats, open the PRO-fit™ App and press the sync button.

Daily syncing is recommended.

PRO-fit™ Fitness Activity Tracker can save up to 2 weeks worth of stats/information between syncing.

